



## Aquarium

Designed for interactive patient education and case presentation, Aquarium is a dynamic communication tool that fully utilizes high-quality 3D animated graphics. It is designed to demonstrate common and complex topics including diagnostic findings, oral surgery and orthodontic procedures, appliance use, and hygiene.



## Aquarium 2 product features

Visualization is an effective educational tool. It promotes comprehension and eases communication with colleagues and patients of all ages. Aquarium uses stunning 3D graphics to demonstrate the common and complex topics that are involved in diagnosis and treatment planning. Educated patients are more likely to exhibit a greater rate of case acceptance, and demonstrate a higher rate of compliance.



Treatment chair at Strathcona Orthodontics, Edmonton, Alberta, Canada



Intuitive Interface

### Features:

- Comprehensive library of topics
- 3D animation, full-motion video, and before-and-after images
- Clinically accurate
- Personalizable content
- Favorites/Playlist features
- Network-ready
- Dual monitor support
- Automatic updates delivered via the Internet
- Full interoperability with Dolphin Imaging and Dolphin Management
- Export movies for use on your Web site, PowerPoint presentation, portable media player, or burn to CD/DVD, etc.
- Drag & drop media from file system or other applications
- Export/Import playlists
- Record your own audio narration to any movie
- Zoomable user interface
- Choice of interface theme designs
- Hide unneeded content for procedures and appliances you don't use



Lingual Brackets



Wisdom Teeth Eruption



Lip Bumper



Brushing Techniques



Implant (Anterior Socket Grafting)




Click on the Aquarium Icon to display drop-down menu

Zoom slide button



Search contents by keyword



Relevant "Treatment" content automatically appears when you choose a "Diagnosis"

Library & Playlists allow you to customize your presentation for yourself and your patients

Click on a "Diagnosis" to view relevant content



Thumbnail of topic

Play the selected Playlist/Library

Play the selected Playlist/Library in full screen

Continuous loop

Export selected Playlist/Library

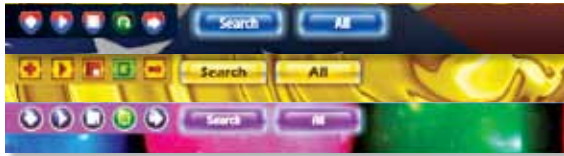


Drag & Drop images and movies from the file system

### Fresh Graphical User Interface

The Aquarium interface is user-friendly and designed so that any member of your staff can easily operate it. Use the Playlists file to store linked, thematic media sequences for a one-click launch anytime! The navigation page allows you to visually scan the contents of the library, and also lets you preview the files. Topics are categorized intuitively, so the appropriate media can be located quickly and efficiently. A search feature also lets you find topics by keyword. You also have the ability to create your own file of favorite media and store it under Playlists for easy searching.

A selection of thematic “skins” lets you change the ambience of the interface according to your mood or patient personality.



Twin Block Appliance



CD/DVD

iPod

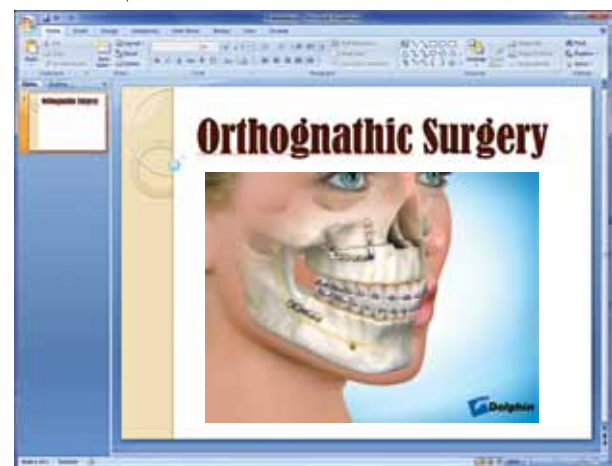
PowerPoint presentation

### Export Movies

You don't need to be logged onto Aquarium to view its contents! Media can be exported to a standard Windows media file that can then be played on any technology, such as your Web site or in a PowerPoint presentation. You can also burn to CD or play on your iPod. Exported media will be watermarked with your office logo for security.

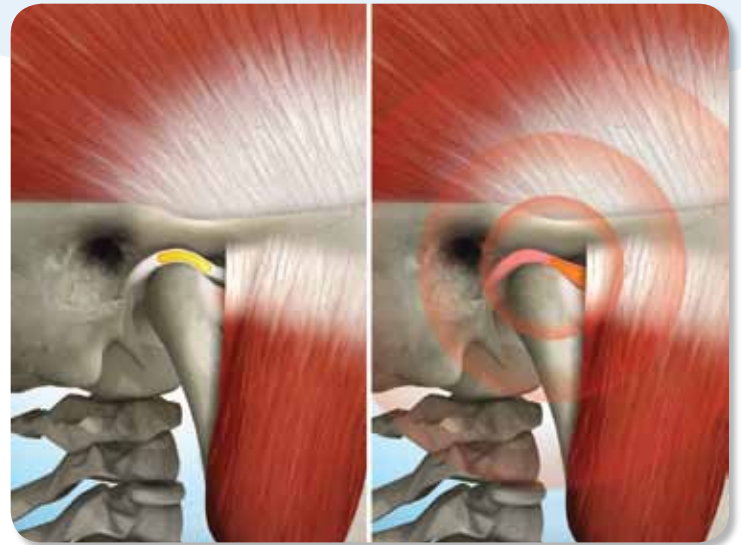
### Export/Import Playlists

Share your favorite Playlist with other Aquarium users by simply saving it and installing it on their system.





Third Molar Extraction (Full Boney Impaction)



TMJ Anterior Disc Displacement



Serial Extraction Therapy



Lower Lingual Arch

### Comprehensive Library

Aquarium is much more than a storehouse of professionally rendered quality media covering comprehensive topics. It is an evolving library of presentations organized by a beautiful interface that allows for cross-referencing of all subjects. Under each topic is a series of presentations organized by diagnosis and treatment. Presentations consist of dynamic 3D animation, full-motion video, and before-and-after images that will engage and educate your patients.

Topics include diagnostic findings, appliances, hygiene, teeth eruption, and orthodontic and surgical procedures such as block bone graft, mandibular advancement and setback, maxillary impaction, implants, extractions, TAD, and more. Manufacturer brand-specific content such as brackets and appliances are also included.

Aquarium presentations clearly explain the need for treatment, its options, possible consequences of delaying treatment, details of the treatment, and special care following treatment.

Aquarium's Content Library is constantly growing. Visit [www.dolphinimaging.com/aquarium](http://www.dolphinimaging.com/aquarium) to view the latest additions.



Pause and freeze any frame of the animation or clip for emphasis in your presentation; move forward or backward and watch the content as you move through it.

## Customize Content

Adding personal content in the form of photos and videos of your staff, your particular appliances, your own before-and-after demo patients, etc., lets you customize your Aquarium presentations for your practice needs. It is simple to do and requires no special computer skills.

Design your own presentations by linking media to illustrate your words, so that you can explain things exactly the way you want.

Create treatment-specific links with presentations sequenced together for easy, one-click launching of originally assembled "movies." You or your staff can set up links that can be used for predictable circumstances, saving you time and labor.

For example, in anticipation of patients with a specific malocclusion (i.e. a deep bite class II), you can link together the diagnosis of the malocclusion; specific appliance(s) to treat the malocclusion; and a retention appliance. You could easily create various treatment scenarios that will allow you or your treatment coordinator to display the appropriate treatment sequencing specific to your practice.



Consultation area at Chang Orthodontics, Los Alamitos, California



Spring Retainer for Retention

## Technical Capabilities

Aquarium will display with consistent quality on monitors of all sizes, including wide screen monitors. Unlike many other similar programs, Aquarium content automatically conforms to your display, with no need to reconfigure computer resolution.

Aquarium also supports dual monitor configurations. If you own Dolphin Imaging you can display the patient's own images on one monitor while playing Aquarium on the other monitor.

With the appropriate setup, Aquarium can also be shared on your system's network. Purchase the appropriate license to allow concurrent usage of Aquarium. Aquarium integrates with both Dolphin Imaging and Dolphin Management, and it can also be used as a standalone system.



MARA™ Appliance

## System Requirements

- Windows XP Professional (with SP2 update or later) or 32-bit Windows Vista (Business, Enterprise or Ultimate editions)
- Aquarium is not supported under terminal services.
- All Microsoft Critical Updates, including Internet Explorer version 7
- Pentium 4-1.8 GHz or faster
- 1 GB RAM
- 20 GB available disk space on standalone machine or server. 5 GB available disk space on client machines.
- Broadband Internet connection
- Monitor with a display resolution of at least 1024 × 768 (XGA)