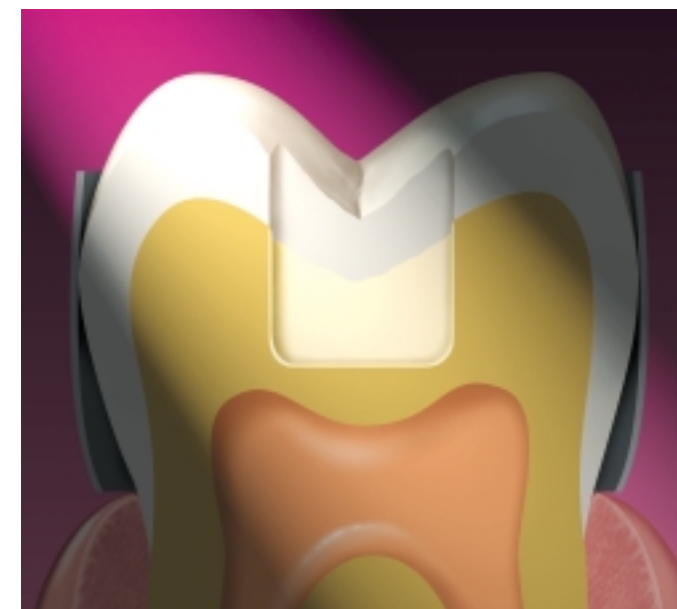


The reasons to choose Vitrebond liner/base really stack up.

Feature	VITREBOND™ Light Cure GI Liner/Base	DYCAL® Calcium Hydroxide	AMALGAMBOND® Adhesive	COPALITE™ Cavity Varnish
Fluoride release	HIGH	NONE	NONE	NONE
Adhesion to dentin	HIGH	POOR	HIGH	N / A
Ability to seal dentin/ microleakage control	HIGH	POOR	HIGH	FAIR
Compressive strength	HIGH	LOW	N / A	N / A
Working time	LONG	SHORT	LONG	N / A
Setting time	FAST	MEDIUM	SLOW	N / A
Total placement time	FAST	MEDIUM	SLOW	MEDIUM
Antimicrobial	YES	NO*	NO	YES
Acid etch required	NO	NO	YES	NO
Number of components	2	2	4	1(2) [†]

*According to manufacturer.
[†]Copalite solvent required to maintain product consistency.

3M™ Vitrebond™ Liner/Base.
 Your defense against microleakage.



Ordering information

7510 Vitrebond Light Cure Glass Ionomer Liner/Base.
 Contents: 9g light cure glass ionomer liner/base powder, 5.5ml light cure glass ionomer liner/base liquid, spoon, mixing pads.

7512P Vitrebond Light Cure Glass Ionomer Liner/Base powder, 9g.
 7512L Vitrebond Light Cure Glass Ionomer Liner/Base liquid, 5.5ml.

3M Customer Hotline: 1-800-634-2249
 3M Dental Products Web Site: <http://www.mmm.com/dental>



Dental Products
 3M Center
 Building 275-2SE-03
 St. Paul, MN 55144-1000

Dental Products
 3M Canada Inc.
 Post Office Box 5757
 London, Ontario, Canada N6A 4T1
 1-800-265-1840 ext. 6229



40% Pre-consumer waste paper
 10% Post-consumer waste paper

© 1997 3M and Vitrebond are trademarks of 3M. Dycal is a registered trademark of Dentsply International Inc. Amalgambond is a registered trademark of Parkell. Copalite is a trademark of Cooley & Cooley, Ltd. 70-2008-7838-0

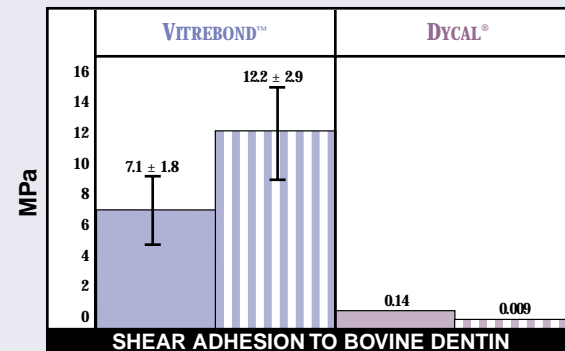
3M Reliability

3M™ Vitrebond™ liner/base reduces microleakage, which helps reduce sensitivity.



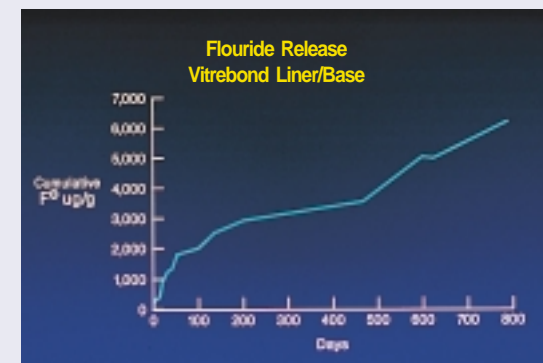
Reduced microleakage. The photo at left shows how Vitrebond liner/base protects the dentin under amalgam. Red areas indicate microleakage, which stops precisely where Vitrebond liner/base has been placed.¹

Photo at right shows excessive microleakage (blue area) contacting tooth structure when calcium hydroxide is used.



■ Immediate ▨ 24 Hrs. @ 37°C Dist. Water

Excellent bond to dentin. Vitrebond liner/base achieves an exceptionally strong, immediate and long-term (10 months²) bond to dentin. Calcium hydroxide does not.



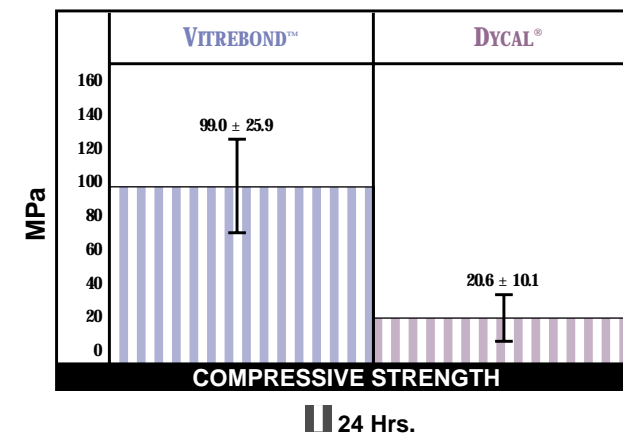
Long-term fluoride release. Vitrebond liner/base releases fluoride, which has been shown in in vitro studies to minimize the incidence of artificial dental caries. Dycal, Amalgambond and Copalite do not offer this advantage.

If your patients are reporting post-operative sensitivity, 3M Vitrebond Light Cure Glass Ionomer Liner/Base may be the solution. Its unique chemistry helps you protect dentin in several ways.

Excellent bond strength.

By forming a hard, crack-resistant seal, Vitrebond liner/base reduces the incidence of microleakage.

- Forms a strong bond to dentin, sealing the tooth to protect against microleakage.
- Unique light cure technology results in a strong, crack-resistant adhesive lining, which challenges or exceeds the properties of competing products.
- In a clinical study, the Class V restorations lined with Vitrebond liner/base demonstrated 100% retention at the three-year recall.³
- Higher compressive strength than other leading liner/base products.



Superior compressive strength. Vitrebond liner/base's strength properties meet and far exceed the demands of placement under amalgam.

Antimicrobial action and fluoride release.

Vitrebond liner/base protects the tooth long after the restoration is complete.

- Vitrebond liner/base produces zones of inhibition against bacteria in laboratory testing. Bacteria can increase the chance of post-operative sensitivity.
- A true glass ionomer with sustained fluoride release.

“[The] ability to release fluoride, bond to dentin and reduce microleakage, as well as post-operative sensitivity, [in] conjunction with their light curing capabilities have made glass ionomers excellent liners for both composite resins as well as amalgam restorations.”⁴

—K.F. Leinfelder, DDS, MS

Excellent performance under both direct and indirect restorations.


Vitrebond liner/base can be used successfully under any kind of restorative material.

- Convenience of a single liner/base that works well under composite, amalgam, ceramic and metal restorations.
- Excellent adhesion to 3M dental adhesive systems, whether using composite or amalgam.

A hard set in seconds.

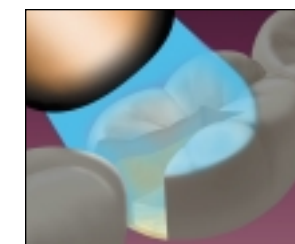
Vitrebond liner/base is designed to be easy to use. In just a few simple steps, you're assured of a hard set and an excellent seal.

- Fast technique.
- Excellent handling characteristics for easy placement.



1. Simply mix one level scoop of powder with one drop of liquid.

2. Apply in a thin layer, covering dentin.



3. Light cure for 30 seconds and you're assured of a hard set.



¹ A copal varnish was also placed over exposed dentin and enamel surfaces and the cured Vitrebond liner/base. Varnish alone did not provide a seal.

² "Adhesion to Dentin and Physical Properties of a Light Cured Glass Ionomer Liner/Base," *J Dent Res* 70(1):72-74.

³ "Clinical Evaluation of Class 5 Abrasion/Erosion Lesions," *J Dent Res* 71(Spec Iss):705.

⁴ "Restorative Materials Containing Fluoride," Council on Dental Materials, Instruments and Equipment, *JADA* 116(6):762-763.