



Build-up

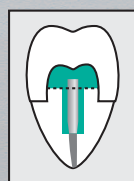
1 tool, 2 uses



Post Cement

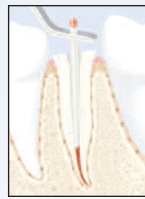
NEW Extra Indication...Proven Great Material!

Favorite Build-up Material Becomes Favorite Post Cement




FluoroCore[®] 2+
Dual Cure Core Build-up Material
+ Fast Endodontic Post Cement

POST CEMENTATION

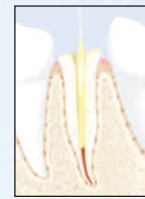


1. Check fit of the post. Treat post surface per post manufacturer's directions for use.



2. Apply adhesive to post per adhesive manufacturer's directions for use.

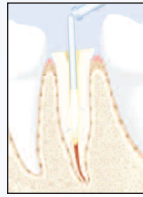
3. Remove cap of FluoroCore® 2+, dispense and discard a small amount of material. Be sure material is flowing freely from both ports. Install a mixing tip with endo intraoral tip attached on the cartridge.



4. Apply adhesive to the root canal per the adhesive manufacturer's directions for use for dual cure post cementation.

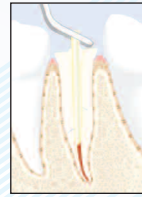


5. Gently depress FluoroCore® 2+ syringe plungers. DO NOT USE EXCESSIVE FORCE. Dispense a small amount through the mix tip onto a mixing pad and discard. Proceed immediately to placement.

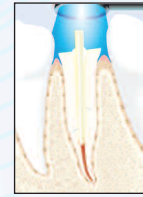


6. Dispense mixed material directly from the syringe onto the post surface and into the canal and orifice of the post hole preparation.

Post must be fully seated within 40 seconds MAXIMUM!



7. Immediately place post into final position and stabilize.



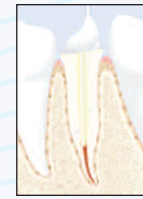
8. Once stabilized, light cure for 20 seconds. Curing light output of at least 550mW/cm².

CORE BUILD-UP PROCEDURE

1. Remove cap of FluoroCore® 2+, dispense and discard a small amount of material. Be sure material is flowing freely from both ports. Install a mixing tip, with optional intraoral tip attached if desired, on the cartridge. Treat surfaces and apply adhesive to tooth structure and any placed pins/posts per the adhesive manufacturer's directions for use for a dual cure core build-up procedure.



2. Gently depress FluoroCore® 2+ syringe plungers. DO NOT USE EXCESSIVE FORCE. Dispense a small amount through the mix tip onto a mixing pad and discard. Proceed immediately to placement.



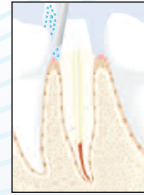
3. Apply first layer of FluoroCore® 2+, up to 3mm, directly to the cavity surface.



4. Cure first increment for 20 seconds. Curing light output of at least 550mW/cm².



5. Place additional increments of FluoroCore® 2+ up to 3mm and light cure for 20 sec. per increment. Alternatively, seat a FluoroCore® 2+ filled crown form on preparation. Allow material to self-cure for 3 min., then light cure each side 20 sec.



6. Begin initial crown preparation (gross reduction) using rotary instruments under water cooling.



7. Greatest self-cure bulk hardness is obtained 6 minutes after start of mixing at which time the final preparation may be completed. Preparation must include at least 2mm ferrule and all margins on sound tooth structure.

CONVENIENT & FAST

- All-in-one procedure: Post Cement to Core Build-up
- High depth of cure
- Automix syringe delivery
- Smooth, creamy consistency
- Flow designed for optimal adaptation
- Cuts like dentin
- Radiopaque (2mm Alum.) for diagnosis or verification

STRONG

- Strong adhesion to dentin
- Low 20µm film thickness
- Engineered for high compressive, tensile and flexural strengths
- Low water sorption and solubility
- Contains releasable fluoride

ORDERING INFORMATION

612400 Syringe Introductory Kit

- 4 Automix Syringes (4.75g each) – 2 Tooth Colored, 2 Blue Colored
- 1 Bottle Xeno® IV Adhesive (2mL)
- 1 Bottle Prime & Bond® NT™ Adhesive (2mL)
- 1 Bottle Self Cure Activator (2mL)
- Accessories

612401 Syringe Refill Kit – Tooth Colored

- 4 Automix Syringes (4.75g each); Accessories

612402 Syringe Refill Kit – Blue Colored

- 4 Automix Syringes (4.75g each); Accessories

612500 Mixing Tips Refill (25)

612501 Intraoral Tips Refill (25)

612502 Endo Intraoral Tips Refill (30)

611010 Root Canal Applicator Tips (50/Box)

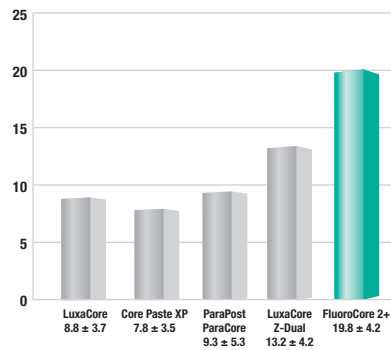
634352 Prime&Bond® NT™ Adhesive Refill (2 bottles 4.5mL each)

693001 XP BOND® Adhesive Refill (1 bottle 5mL)

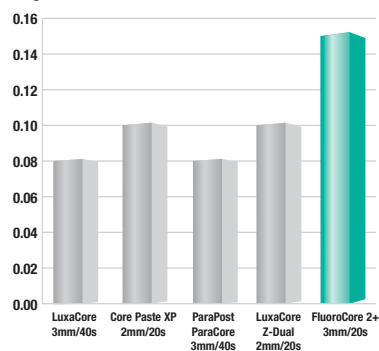
668004 Xeno® IV Adhesive Refill (2 bottles 4.5mL each)

634354 Self Cure Activator Refill (1 bottle 4.5mL)

Bond Strength to Dentin (MPa, light cured) with respective manufacturer's adhesive



Depth of Cure (mm/seconds)



Partner FluoroCore® 2+ with your favorite dual cure DENTSPLY Caulk adhesive for a great restoration!

DENTSPLY
CAULK

38 West Clarke Avenue
Milford, DE 19963
www.dentsply.com
1-800-LD-CAULK (532-2855)
In Canada, call 1-800-263-1437

