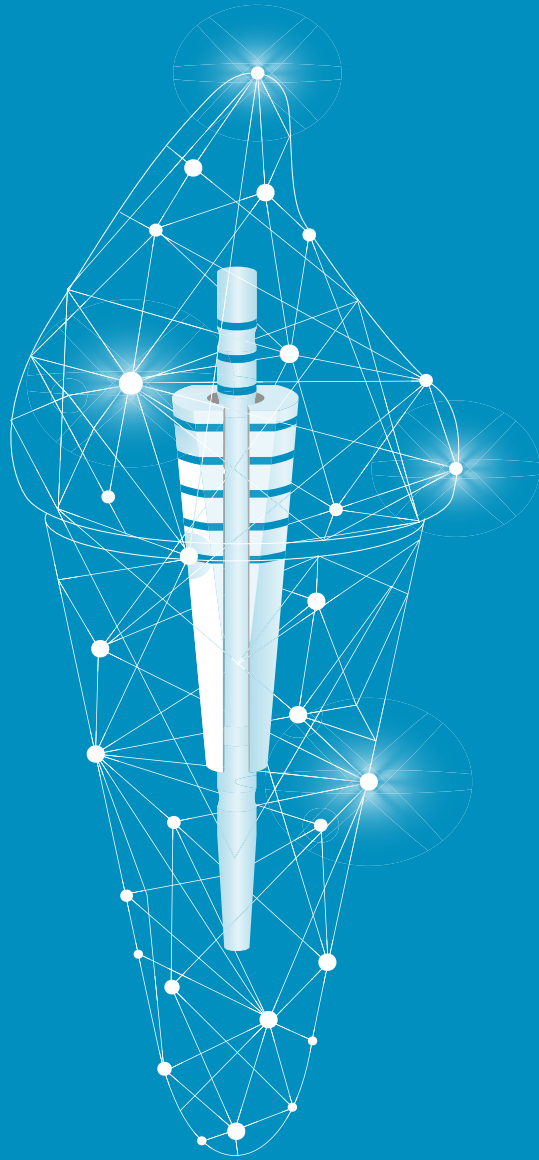


ANGELUS PRODUCTS

# SPLENDOR - SAP

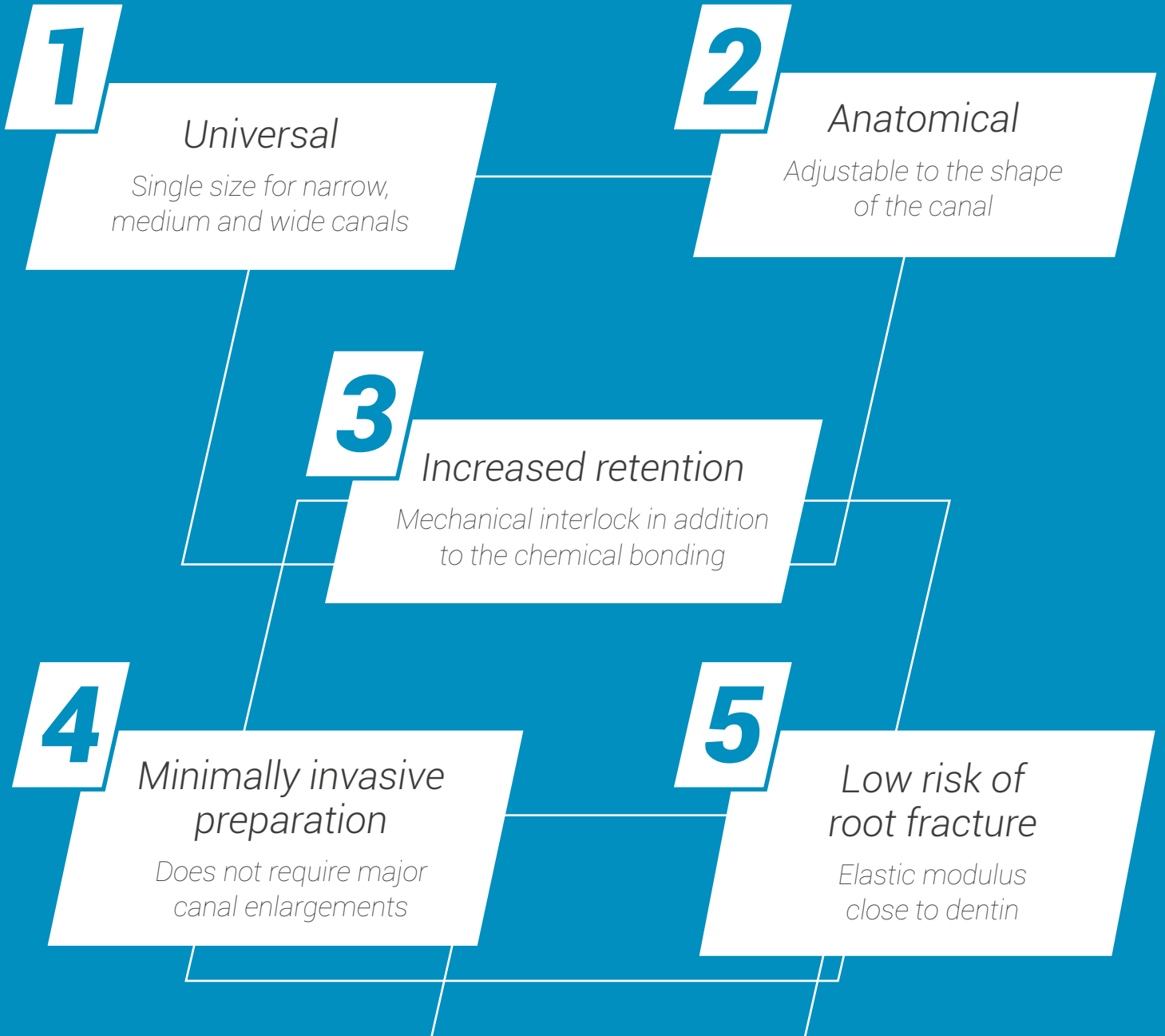
Single Adjustable Post



 angelus<sup>®</sup>

# 5

## Reasons to use SPLENDOR - SAP





# A single post for any situation!

## SPLENDOR - SAP

Single fiberglass post system



Merely illustrative images.

### INDICATION

- Core build-up for restorative procedures.



Universal



Anatomical



High retention

### Definition

Angelus, a pioneer company and specialist in research, development and manufacture of fiberglass products for Dentistry, has launched a new generation of intra-canal posts.

The development of this new technology was the result of an in-depth study of current fiber posts techniques deficiencies and difficulties in their use by the dentist.

The first challenge was to reduce the drill and posts shapes and sizes current available offering a dynamic size that fits in different canals' morphology.

The second was to develop a system that fits properly to the cervical morphology, an area that normally presents more amplitude. The use of traditional posts results in a lack of adaptation in this area, which may cause post failure.

As a result, Angelus has developed a universal system called Splendor - SAP (Single Adjustable Post), consisting of only one drill, one post and one sleeve. This solves the first challenge by decreasing the inventory of various drill and post sizes. By adapting to narrow or medium-sized canals, filling the cervical area of the preparation with fibers, the second challenge was also solved.

Additionally, SPLENDOR - SAP allows the use in minimally invasive preparations, as well as provides greater mechanical interlock, increasing the interface between the post and canal walls in addition to the chemical bonding.

A single system for any situation!

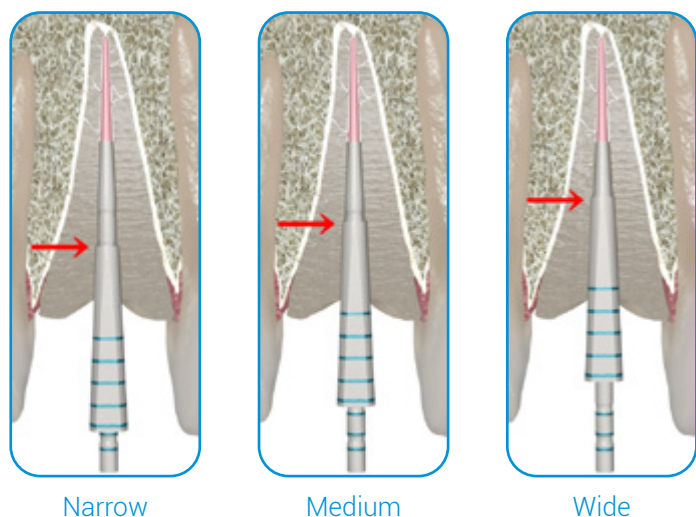
# Composition

	COMPONENT	QUANTITY
POST AND SLEEVE	Fiberglass	80%
	Epoxy Resin	20%
BUR	Stainless Steel	100%

## Key Features and Benefits

### Universal

- A single system to use in different canal's morphologies: narrow, medium or wide;
- Simplify your inventory without various posts and drills.



### Increased retention

SLENDOR-SAP's exclusive design enables **mechanical retention** of the sleeve within the canal. Positioning the sleeve with the post fills the canal, increasing the retention of the set, minimizing risks of displacement.

## Technical Data

Radiopacity	5-7 mm Al
Flexural Strength	≥ 1200 MPa
Elastic Modulus	45 GPa
Sleeve taper	0.08 mm/mm

### Anatomical

#### Adjustable to root canal

The system promotes great adaptation to the canal both in **diameter and in taper**.

#### Adaptable to cervical region

The sleeve promotes a greater amount of fibers in the cervical region, allowing a **smaller volume of cement** and, consequently, greater resistance and retention to the post.

#### Sleeve in oval shape

The sleeve shape adapts the oval anatomy of most root canals and **increasing the contact** between the post and canal walls.

### Low risk of root fracture

The fiberglass composition of SLENDOR - SAP provides an elastic modulus close to dentin, minimizing risks of root fracture.

### Minimally invasive preparations

SLENDOR - SAP can be used in canals with their original anatomical shape\*, not requiring additional preparation.

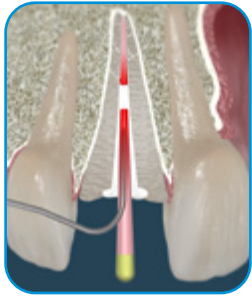
\*Except in cases of atresic canals (diameter smaller than 1.0mm).

## Measurements

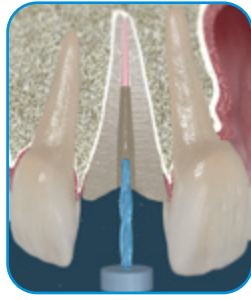
	Length Total (mm)	∅ Apex (mm)	∅ Body (mm)	∅ Top (mm)
Post	18.0	0.65	1.0	1.0
Sleeve	12.0	1.4	-	2.4

## Technique Guide

Note: post space preparation and post bonding/cementation should be done with proper rubber dam isolation.



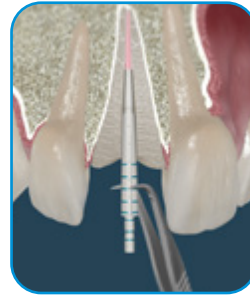
Remove obturation to the desired level.



Prepare the post space with Splendor bur.



Place the post in the canal.



Insert the sleeve onto the post and position it as tightly as possible with light pressure.



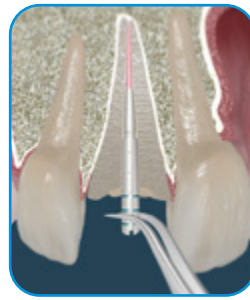
Cut the post and sleeve set at the defined length.



Remove the set, wipe them separately with alcohol and air jets



Prepare the post space according to the instructions remove of preferred cement.



Initially position the post in the canal and then the sleeve over it.



Proceed core build-up.

## Clinical Case



Images provided by Prof. Dr. Rodrigo Albuquerque

## Testimonial

Angelus, always at the forefront of fiberglass posts, now presents the surprising SAP Splendor System.

As a great advantage, it combines the versatility of being able to be used in root canals of different shapes, making it simpler through the use of a single-diameter post attached to a sleeve that is easy to apply.

In most cases, it may replace the need to use anatomical posts with numerous advantages.

Prof. Dr. Rodrigo Albuquerque

- Associate Professor of Restorative Dentistry, Faculty of Dentistry, UFMG.
- Full Professor of Integrated Clinic and Coordinator of the Specialization Course in Operative Dentistry of the Faculty of Dentistry of the University of Itaúna - MG.
- Coordinator of the Extension Project "Restoration of Traumatized Teeth, Faculty of Dentistry, UFMG.
- Specialist in Restorative Dentistry by APCD Regional de Araraquara - SP.
- Master and Doctor in Restorative Dentistry by F.O. of Araraquara-UNESP.
- Member of the Brazilian Society of Esthetic Dentistry



**Simplified!**

Customer Service  
+55 43 2101-3200

[www.angelus.ind.br](http://www.angelus.ind.br)