

Technical data	
Bluephase Style	1,100 mW/cm2
Every hand (ergonomic design)	✓
Every material (wavelength range)	✓ (385–515 nm)
Every indication (continuous operation for at least 10 min)	✓
Every time (Click & Cure: optional mains operation)	✓ (lithium-polymer battery)
Curing time for selected composite materials 2 mm I Tetric EvoCeram/IPS Empress Direct 4 mm I Tetric EvoCeram Bulk Fill	10 s 10 s
Power supply	Contactless charging via lithium-polymer battery, capacity: approx. 20 min; charging time: approx. 2h
Weight of handpiece	120 g (incl. battery and light probe)
Dimensions of handpiece (without light probe)	L = 180 mm, W = 30 mm, H = 30mm
Weight of charging base	195 g
Dimensions of charging base	D = 125 mm, H = 70 mm
Warranty	3 years (battery 1 year)

Description	Order No.	Contents
Bluephase Style 100-240V	635153BU	Handpiece, charging base, power pack, battery, 10 mm light probe, anti-glare cones
Bluephase Style handp. compl. w/ battery	637916	handpiece, battery, 10 mm light probe
Light probe 10mm black style	636240	1 piece
Light probe Pin-point 6>2mm black style	636241	1 piece
Bluephase Style sleeves Refill 1x50	636239	1 x 50 pieces
Bluephase Style battery	637692	1 piece



Bluephase® Style
LED Curing Light

Bluephase® Style

LED Curing Light



Very small, cures all.

The latest advancement in LED curing lights

- Polywave™ technology to cure all dental materials¹
- Specially designed light probe for easy access to posterior teeth
- Cordless or corded use

For more information log on to ivoclarvivadent.com/bluephasestyle



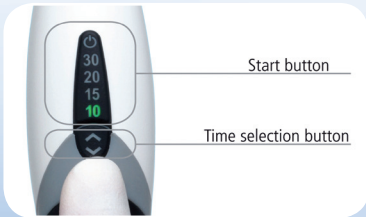

Bluephase® Style

an LED for every use... and now suitable for every hand.

Introducing the latest innovation in LED curing light technology in a slim and lightweight design.

Bluephase Style represents the latest in LED Curing Light technology. With Polywave™ technology to cure all dental materials*, a newly designed light probe for easy access to posterior teeth and the option to be used cordless or corded, Bluephase Style provides the ultimate curing experience for you and your patients.

Slim. Powerful. Precise.



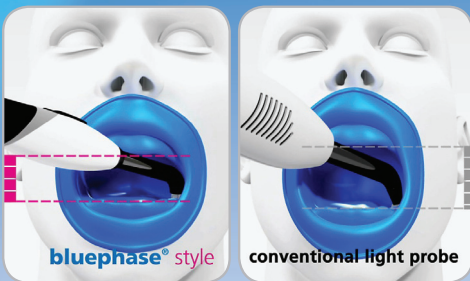
Intuitive Operation

The easy-to-use 2-button operation makes the Bluephase Style extremely user friendly!



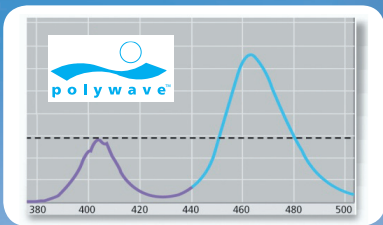
Click & Cure!

The innovative Click & Cure corded battery backup option enables you to go from cordless to corded operation in just one "click"!



Newly Designed Light Probe

The newly designed light probe maximizes posterior access, while the 10 mm diameter of the probe allows you to cure even the largest restorations in just 10 seconds.



Polywave™ Technology

Bluephase Style's Polywave™ technology provides a broadband spectrum of 385-515 nm, which allows you to cure all dental materials on the market today!¹



Continuous Curing

Due to an energy-efficient LED technology, Bluephase Style produces less internal heat compared to other LED lights, providing continuous curing with NO clinical limitations!

Inductive Charging

The inductive charging system eliminates the need for battery contacts, which allows for much easier maintenance and charging of your battery!



Bluephase® Style

LED Curing Light