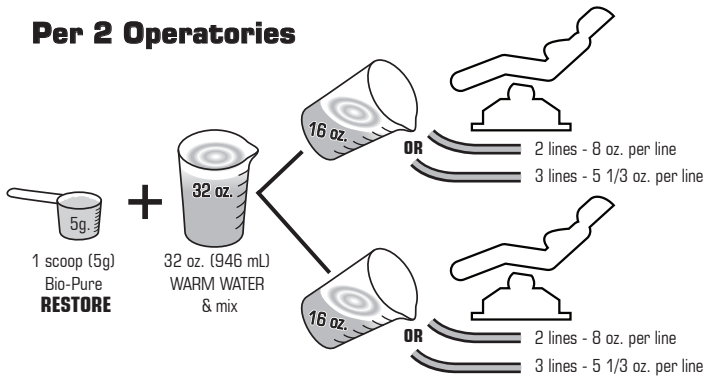


Bio-Pure eVac Cleaner Directions For Use Chart

NEW USER

Initial eVac System Bio-Pure Restore Treatments

Per 2 Operatories



RECOMMENDED PRODUCT:

2801101 Bio-Pure Restore Kit (order 1 per 4 Ops)

Includes: 6 oz Restore jar, FREE SE-HVE dispenser, \$25 rebate coupon towards next purchase of 3 x 14 oz or 1 x 48 oz)

INSTRUCTIONS;

Per 2 Operatories:

- Begin the restore protocol at close on the last day of the work week.
- Add 1 scoop (5g) Bio-Pure Restore to 32 oz. (946 mL) of warm water, & mix.
- If operatory has 2 lines, aspirate/vacuum 8 oz. (237 mL) per line.
- If operatory has 3 lines, aspirate/vacuum 5 1/3 oz. (315 mL) per line.
- Inspect traps twice a day and clean as necessary.

DURATION OF TREATMENT BASED ON AGE OF PRACTICE;

1 to 4 Years - Repeat daily for 5 business days.

4 + Years - Repeat daily for 10 business days.

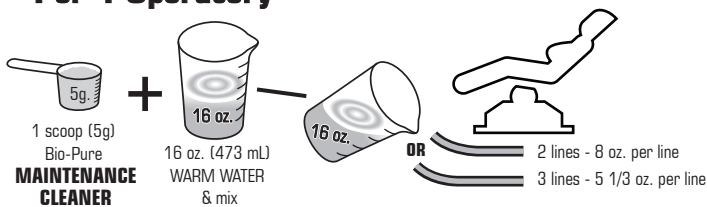
Slow Suction or 15+ Years;

- Restore ONLY two operatories at a time.
- Begin protocol with the two operatories nearest the pump.
- Follow the above instructions daily for 10 business days or once Biofilm/plaque release ends at the chair side traps.
- After first 2 operatories are clear, proceed with the next 2 ops working away from pump after 10 business days.
- For optimal results, involve a technician during initial Restore introduction (eg. visit following Monday & drop off back-up amalgam filter).

EXISTING USER

Ongoing eVac System Maintenance Treatments

Twice Weekly Maintenance Protocol Per 1 Operatory



RECOMMENDED PRODUCTS:

2801001 - 6 oz. Maintenance Cleaner (4 Ops, 1 month)

2801002 - 14 oz. Maintenance Cleaner (4 Ops, 3 months)

2801003 - 48 oz. Maintenance Cleaner (4 Ops, 9 months)

Twice Weekly Maintenance Instructions; (per 1 operatory)

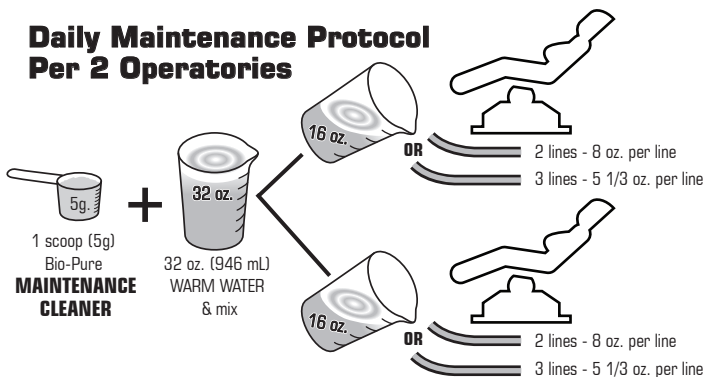
- At closing add 1 scoop (5g) Bio-Pure to 16 oz. (473 mL) of warm water & mix.
- Aspirate/vacuum into operatory lines dividing 16 oz. solution evenly between each line (8 oz. for 2 lines, 5 1/3 oz. for 3 lines). Proceed one line at a time.
- Procedure requires 2 treatments per week (end of day).

-OR-

Daily Maintenance Instructions; (per 2 operatories)

- At closing add 1 scoop (5g) Bio-Pure to 32 oz. (946 mL) of warm water & mix.
- Aspirate/vacuum into 1 operatories lines dividing 16 oz. solution evenly between each line (8 oz. for 2 lines, 5 1/3 oz. for 3 lines). Proceed one line at a time.
- Treat each operatory daily at the end of the work day.

Daily Maintenance Protocol Per 2 Operatories



Additional Best Practices: Any extra Restore product may be used for the Maintenance Protocol. You may continue your regular chemical cleaning protocol for operatories not using Bio-Pure. Never place a wet scoop into Bio-Pure container. Re-seal lid to ensure freshness. Store out of direct sunlight and not in refrigerator. Rinse dispenser and pour residual mixture down sink drain to put microbes to work there. After system restore, pump settings may need to be re-set to original OEM specifications. Also, monthly mix a 1 scoop of Bio-Pure with 24 oz. (709 mL) WARM WATER and pour down cuspidor or other drains to keep clean.